

African Promise

Registered charity number 1122285

**Trustees' Report & Accounts
for the year ended 31 March 2017**

African Promise
Index to the Accounts for the year ended 31 March 2017

	Page
Legal & Administrative Information	1
Trustees Report	2-10
Statement of Financial Activities	11
Balance Sheet	12
Notes to the Accounts	13-17
Independent Examiner's Report	18

African Promise

Legal and Administrative Information

Constitution and objectives

African Promise is a Charity under the terms of Section 3 of the Charities Act 1993 and 2006. The charity was registered with the Charity Commission on 13th January 2008 under the registration number 1122285. The charity is governed by the Charitable Trust Deed of 10th December 2007.

The principal activity of the charity is to promote and provide for the advancement of education in primary schools in rural Kenya.

Registered Address

97a Stormont Road
London
SW11 5EJ

Founder

Charles Coldman (Director)

Trustees

Chris Ott (Chairman) [appointed 31st December 2016]
Nicola Coldman
Sarah Wallace [resigned 31st December 2016]
James Pargeter [resigned 29th December 2016]

Principal Bankers

CAF Bank Ltd
Kings Hill
West Malling
Kent ME19 4TA

Barclays Bank Kenya

Voi Branch
Po Box 720
Voi 80300
Kenya

Independent Examiner

John Southworth FCA
Southworth and Co Ltd Chartered Accountants
Four Elms
Edenbridge
Kent
TN8 6NE

African Promise

Trustees' Report for Annual Accounts 2016-17

The Trustees present their Report and Accounts for the year ended 31st March 2017.

1. Structure, governance and management

Structure and management

The Board of Trustees meets quarterly and is responsible for the strategic direction and policy of the charity.

The Director is responsible for ensuring the charity delivers its objectives. The Project Manager has responsibility for day-to-day activities in Kenya. The Director visits Kenya periodically to assess work undertaken on the ground, to hold meetings with key stakeholders and to review the performance of the project management team in Kenya.

Under the Trust Deed the power of appointing new Trustees of the Charity is vested in the Settlor, the charity's founding director. The Trustees shall at no time exceed four in number. There are currently no official policies and procedures for the induction and training of new trustees.

Risk

The trustees have identified and assessed the major risks to which the charity is exposed and systems have been established to mitigate those risks.

- As a relatively small charity operating in a competitive environment we are always faced with the risk that our income stream collapses and is not sufficient to meet on-going expenditure. This risk is greater now more than ever before given the charity's increasing number of programmes that require on-going funding.
- Internal control risks are minimised by the implementation of procedures for authorisation of all transactions and projects. Withdrawal of funds from our Kenyan bank account by local staff must be authorised by instruction to the bank by our Director and any payments from our UK bank account require dual authorisation of our Director and a Trustee.
- The volatility of the currency market presents a risk to effective and accurate budgeting. The Trustees have taken steps to minimise this risk by its use of currency hedging (for further details see '*Financial Review*')

2. Objectives and activities – meeting Public Benefit requirements

The object of the charity as set out in the Trust Deed is to benefit the public by promoting and advancing education in primary schools in Kenya in particular, but not restricted to, those schools in the Kasigau region, namely: Rukanga Primary School, Makwasinyi Primary School, Bungule Primary School, Jora Primary School and Kiteghe Primary School. To meet this object the activities of the charity include, but are not limited to the following:

1. Improvement of school infrastructure through the construction and renovation of facilities including, but not limited to, classrooms, libraries, toilets, nursery schools and offices;
2. Provision of physical resources including, but not limited to, classroom furniture and playground equipment;

3. Provision of basic educational resources, including, but not limited to, textbooks, reading books and learning materials.
4. Support of teacher salaries, training and professional development.

3. Projects and Programmes Review

The Trustees are pleased to report that it was another year of steady growth and progress for the charity, with total expenditure on our projects and programmes of £181,781 (2015/16: £170,348), an historic high.

Overview of activities

Particular highlights of 2016/17 included:

- Completion of a £110,000+ redevelopment of a seventh partner school
- Delivery of nearly half a million school lunches
- Doubling of the number of teaching positions funded

Overview of our programmes

Infrastructure - our core purpose remains to upgrade, expand and, where necessary, rebuild dilapidated schools in remote regions of rural Kenya. We aim to create safe, spacious and conducive learning environments.

Resources & learning - we aim to ensure schools are well-equipped by providing them with sufficient furniture, learning materials such as textbooks, as well as teachers. We also provide learning opportunities and experiences for pupils.

Pupil welfare & well-being - we aim to remove poverty and hunger as a barrier to learning and to ensure that pupil's minds and bodies are fuelled for productive learning. We help maintain supplies of clean water and deliver a feeding programme that provides a daily term-time lunch to every pupil.

Main activities in 2016/17

Infrastructure - in terms of our building programme, our focus during the year was on the redevelopment of our seventh partner school, Ngambenyi Primary, which we completed in December after more than 18-months of hard work from our building team. We are enormously proud of the results and believe that, though not our largest or most costly, this is our best school upgrade yet. It has set a benchmark for future projects and for our other existing partner schools. The total cost of the project came in at a final sum of around £110,000, with all funding generously provided by Hazel's Footprints Trust.

Elsewhere, we continued with a major second phase of development at Kisimenyi Primary which has included the construction of further classrooms, a kitchen and staff housing. We have now invested more than £250,000 in infrastructure at Kisimenyi alone.

Resources & learning - in the year, we significantly increased the number of teacher salaries that we fund, from 8 at the start of the year to 16 by the year end. This includes both additional posts as well as some that were previously funded by parents. We now fund at least one teaching post in each of our seven partner schools. We continue to provide pupil desks and chairs, and textbooks, where they are needed in addition or as replacement as-and-when we have funds available.

Pupil welfare & well-being - the East Africa region faced a devastating drought in late 2016 and early 2017 which saw an almost total lack of rainfall in our project area for almost a year and resulted in shortages of water and food. To ensure supplies of water were maintained in our partner schools for drinking and cooking, between January and March we delivered some 150,000 litres of clean water from outside our project area at a cost of more than £1,500. We managed to maintain delivery of our school lunch programme throughout the year, even in the face of escalating costs of basic staples such as maize and beans, and we even extended the programme to the pupils of three 'feeder' nursery schools, benefiting a further 100+ pupils. We now provide a daily meal to more than 2,750 pupils. The total cost of the lunch programme in 2016/17 was around £37,500 but we expect it to be much higher in 2017/18 as a result of the drought.

Objectives for 2017/18 and beyond

Infrastructure - over the next 2-3 years we are aiming to complete the upgrade of our existing seven partner schools. This will require an investment of at least £250,000 and will include the following:

- Construction or renovation of 20+ classrooms
- Completion of our programme to create high-quality, on-site teacher accommodation in each school
- Further investment in ancillary facilities such as dining halls, kitchens and sanitation.

We have also earmarked a likely eighth partner school which requires significant redevelopment (which we have estimated will cost around £200,000). Whilst formal discussions and planning have yet to start we hope to begin these in 2017/18 with a view to commencing work on this project sometime in 2018/19.

Resources & learning - we will continue to fund the teaching posts that we are already financing and are in discussions about funding at least one further post. We are giving consideration to a request from headteachers to provide funds to meet the costs of external consultants delivering teacher training and development workshops to teachers in our partner schools and further afield.

Pupil welfare & well-being - although we expect food prices to continue to rise in the early part of 2017/18, we will do our best to maintain our lunch programme. However, it is likely that to control costs we will be forced to reduce the size of the meals we provide, either on a temporary or permanent basis. We plan to make further investments in water supply solutions to ensure that schools are more resilient to future droughts.

4. Fundraising & Marketing Review

It was another good year of fundraising for the charity, with total fundraising income of £144,909 falling just short of our target for the year of £147,950. Whilst this is a year-on-year decrease of 20%, the Trustees recognise that because of the nature of the charity and our work there is unlikely to be linear growth in income. The Trustees are particularly pleased to report that income from the various revenue streams (i.e. trusts, corporate, individual giving) was more equally distributed than in recent years.

Main activities in 2016/17

- We held our first ticketed public fundraising event, a Christmas Carol Service in London
- We launched a new mobile-responsive website
- Throughout the year, we ran a number of successful public fundraising appeals including an Emergency Water Appeal and a Drought Appeal as well as the BigGive Christmas donation matching campaign

- We improved our donation and donor record-keeping and management
- In the summer, our Director spent two weeks in the US with our ambassador Suzanne Payne and another friend of the charity fundraising and meeting key US-based supporters.

Trusts & foundations

Income from trusts and foundations was £48,000 (2015/16: £68,107), along with a partnership donation of £10,000 from Hazel's Footprints Trust as a final payment towards the redevelopment of Ngambenyi Primary. Grants came from a mix of first-time and existing donors, ranging from £500 to £10,000 and averaging £4,000. We are particularly grateful to the following trusts for their donations this year:

- Hazel's Footprints Trust
- John Coldman Charitable Trust
- The Herrod Foundation
- Allan & Nesta Ferguson Trust
- The Molitor Charitable Trust
- Souter Charitable Trust
- Educational & General Charitable Trust

Corporates

We received a donation of £20,000 from our long-time corporate partner Aspect Capital, taking their historic donation total to £160,000.

Individual giving

Income from donations from individuals increased to £31,830 from £15,191 in 2015/16. This includes ad-hoc donations to appeals and donations from regular monthly donors. The proceeds of specific public fundraising appeals were as follows:

- Drought Appeal = £1,960
- Emergency Water Appeal = £2,033
- BigGive Christmas Challenge (including matched funding) = £7,885

**the above sums are gross figures before deduction of any fees on donations*

Supporter fundraising

Proceeds from supporter fundraising activities nearly doubled in 2016/17 to £23,276. This was largely as a result of the activities of our ambassador Suzanne Payne who has now raised more than £25,000 for the charity since January 2014. It also includes the proceeds of a fundraising event that was held by US-based supporter Carrie Hall Schalter during our Director's trip to the US in August. This raised approximately USD\$9,000. For the first time, we also had fundraisers using places we had purchased for challenge events including the London Marathon and RideLondon.

Events

Our inaugural Christmas Carol Service was a resounding success. Nearly 300 guests packed out St Giles in the Fields Church in Central London to sing carols, and listen to performances from the London International Gospel Choir and readings by Brian Blessed OBE and actress Victoria Hamilton. The evening raised a gross amount of £8,000 from ticket sales, the collection and sponsorship. We are very grateful to all those who provided sponsorship both financially and with gifts in kind.

New website

In September, we launched our new website, which we have continued to add new content to and improve in the months since. The new site is device-adaptive meaning it is easy to use and read on all tablet and mobile devices, as well as traditional desktop. We are enormously grateful to the team at Noisy Little Monkey who took on this project on a pro-bono basis and helped build the framework for the site. We are enormously proud of the results and have been encouraged by the positive feedback we have received. We hope the improved site and the ease with which we can create new content, as well as our use of Google Analytics and SEO will significantly increase traffic to the site and help us build our profile and donor base.

Gift Aid

The charity continued to claim Gift Aid tax relief on eligible donations in 2016/17 both directly and through nominated third-parties. Total Gift Aid receipts in the year amounted to £3,442. The charity keeps appropriate declarations on record for individuals on whose donations we directly have claimed Gift Aid.

Impact & achievements

The Trustees are pleased to report that the activities outlined above have helped to meet our objectives to widen our supporter base and increase levels of unrestricted income. This is borne out in the figures below:

- Unrestricted income accounted for just under 50% of total voluntary income (up from 14% in 2015/16)
- Approximately 365 individual donation transactions were received in the year, up from 238 in 2015/16 and 201 in 2014/15
- We received donations from 115 new, first-time donors (a 300% increase on 2015/16)
- At the year-end, we had 20 recurring donations (up from 16 at the start of the year)
- No one source of income (i.e. trusts) accounted for more than 40% of income (2015/16: 48%) and no-one funder provided more than 14% of income (2015/16: 33%).

Objectives for 2017/18 and beyond

Going forward we will continue to make targeted investments in fundraising and marketing so that we can build on the progress that has been made over the last 12-18 months. We have set the following targets for 2017/18:

- Further increase unrestricted income levels towards a target of at least 60% of total voluntary income (excluding major partnership donations)
- To grow our donor base and number of regular, committed supporters/donors by around 20-25% year-on-year
- 500 individual donation transactions

To achieve these targets, we will undertake the following activities and plans:

- Begin using Google AdWords to drive traffic to website
- Improve impact reporting and story-telling, including commissioning a promotional film and collection of other visual media with interviews and real-life stories, to support fundraising activities and donor recruitment/engagement
- Continue to purchase charity places in popular challenge/sportive events and improve promotion of these places through increased visibility on website, social media channels, newsletter and via Google Ads
- Introduce at least one additional public fundraising event as well as continuing the Christmas Carol Service as an annual event

- Continue to invest time in improving the quality of our communications with donors and supporters, including the website, newsletter, Annual Report and social media activities

5. Operations Review

We remain a very small charity with just one UK and two Kenyan members of staff.

In Kenya, the activities of the charity are largely overseen and managed by our long-serving Project Manager who is now assisted with day-to-day administrative and office based tasks by an Office Manager.

Our Director made three trips to Kenya during the year for a total of 19 weeks, costing a total of £2,586 (2015/16: £2,846) including flights, entry visas and airport transfers. He continued to use his own personal property in Kenya as accommodation and met all his personal costs such as food. It is expected that in 2017/18 and in future years, the Director will make three trips to Kenya for a total of 16-18 weeks.

The charity continues to operate a vehicle which is used solely by the Director during his visits to Kenya. The costs of fueling and maintenance are met by the charity. For the purposes of these accounts this vehicle is not accounted for as an asset. In 2016/17, we purchased a small motorbike for use by our Project Manager in travelling between project sites as opposed to hiring expensive motorbike costs. This has yielded significant cost savings of about 75% and the bike paid for itself within a few months.

The charity does not rent, own or other occupy offices in the UK. In Kenya, we rent a small office-space within our project area for a nominal monthly amount.

We continued to work to improve the effectiveness of our relationships with headteachers. In the year, we met twice collectively to discuss issues on a school-wide level, but our Director continued to meet informally and individually with headteachers during his trips. We also maintain a WhatsApp group, of which all headteachers are a member, which is used to disseminate and share information and to maintain an open communication channel.

Across our building projects we provided casual employment for more than 120 builders and labourers, totaling more than 10,500 days of paid work in an area where job and income opportunities are hard to come by.

6. Management and Governance Review

A number of key organisational and governance changes were commenced during the year.

The Trustees resolved that given an ever-increasing workload and an improving financial position the charity was now in a position to remunerate our Director. The charity has a consultancy agreement in place with our Director which amounts to a fixed charge of £1,200 per month. This was entered into from April 2016. His responsibilities continue to include leading the strategic direction of the charity (with the guidance of and input from the Trustees), all fundraising and marketing activities, management of finances and budgets, preparation of annual accounts, general day-to-day administration, and management of relationships with our partner schools and funders. The consultancy charges are apportioned 40% project management, 40% fundraising, and 20% administration in these accounts, reflecting the approximate time spent on each area.

In the long-term the Trustees plan to make this a full-time, salaried position however to do this it is necessary for the charity to incorporate as a charitable company. This process was started in the year but is currently on hold whilst a restructure of the Board of Trustees is completed. In the year, this included the resignation of two Trustees and the appointment of a new Chairman in December. It is intended that further Trustees independent of our Director will be appointed early in 2017/18 and that Nicola Coldman will subsequently stand down after nearly 10 years of service as a founding Trustee. The Trustees have identified that an official Treasurer is a priority.

The charity has taken other steps to improve governance. The Trustees now meet quarterly and a formal timetable and outline agenda has been drawn up for each of those meetings with a particular emphasis on ensuring that the charity is meeting its regulatory and compliance responsibilities in a timely manner. Having previously been a member of the Fundraising Standards Board, the charity intends to register with the Fundraising Regulator when registration opens in April 2017.

7. Financial Review

The Statement of Financial Activities to follow shows the combined income and expenditure in the UK and Kenya.

Income & Expenditure

The accounts show income for the year was £145,154 (2015/16: £182,764) against expenditure of £218,611 (2015/16; £186,252). The Trustees had anticipated that expenditure would be much higher than income during the year as we were spending income, particularly restricted funds, that had been raised in the previous financial year.

Some figures in the accounts require further explanation:

- The higher staff costs for this period are a reflection of the consultancy fee now paid to our Director
- Travel costs attributed to fundraising include the cost of our Directors flights for his fundraising trip to the US (£1,294) as well as other travel costs related to attending fundraising events and meetings with the web designers.
- The solicitor fees of £3,600 charged to governance costs represent costs incurred to date of the on-going incorporation process.
- There were a number of one-off repair costs for the charity's motor vehicle as well as the purchase of a motorbike (£644) which account for the significantly higher motorbike and vehicle costs.

Currency & hedging

We continued our use of a specialist currency broker, Ebury Partners, to remit funds to Kenya. In the year, we drew down £183,500 from our active forward currency contracts which converted to 27,945,280 Kenyan shillings (Ksh) at an average rate of 152.29Ksh to £1 (2015/16: 139.54).

The hedged rate on these contracts when they were booked in late 2015 and early 2016 was much higher than the market rate throughout the accounting period and resulted in effective net savings of nearly £26,000 on currency trades. Looking ahead, the Trustees estimates that with the forward contracts it has in place for 2017/18 we will achieve an average annual exchange rate of around 145Ksh to £1. The market rate at the year-end was 129Ksh to £1.

Details of currency contracts in place during and at the end of the year are as follows:

Number	Order date	Total Value	Rate (Ksh:£)	Balance at 01.04.2016	Balance at 31.03.2017	Window open	Window close
EBPBTR303502	17.07.2015	£100,000	156.13	£95,000	£0	01.02.2016	31.01.2017
EBPBTR311361	01.09.2015	£100,000	152.30	£100,000	£62,000	01.02.2017	31.01.2018
EBPBTR361137	17.03.2016	£100,000	145.06	£100,000	£49,500	01.07.2016	29.12.2017
EBPBTR405519	27.07.2016	£100,000	130.05	-	£100,000	01.02.2018	31.01.2019

The total value of deposits on these forward contracts held by Ebury at the year-end totalled £10,705. These funds are protected in the same way as deposits held at a UK bank.

Closing funds

The year closed with total funds of £75,332, of which £40,125 was in restricted funds and the remainder in unrestricted funds/reserves. This equates to some 50% of the opening funds for the year of £148,426. We anticipate that the majority of restricted funds carried over will be spent in the first quarter of 2017/18 whilst much of the unrestricted funding has been designated for expenditure on a number of projects and programmes.

8. Reserves policy

The Trustees aim to keep a reserve of at least three months running costs. This does not include the cost of on-going programmes such as the feeding programme and teacher salaries.

9. Statement of Trustees' responsibilities

Company law requires the trustees to prepare financial statements that give a true and fair view of the state of the affairs of the charity at the end of the financial year and of its incoming resources and application of resources. In preparing these financial statements, the Trustees are required to:

- select suitable accounting policies and then apply them consistently;
- make judgments and estimates that are reasonable and prudent;
- state whether applicable accounting standards have been followed, subject to any material departures disclosed and explained in the financial statements; and
- prepare the financial statements on a going concern basis unless it is inappropriate to presume that the charity will continue in operation.


The trustees are responsible for maintaining proper accounting records that disclose with reasonable accuracy at any time the financial position of the charity and which enables them to ensure that the financial statements comply with the Companies Act 1985. The trustees are also responsible for safeguarding the assets of the charity and for taking reasonable steps for the prevention and detection of fraud and other irregularities.

10. Declaration

The Trustees declare that they have approved the Trustees' Report above.


Signed on behalf of the Charity's trustees:

Date



Chris Ott (Chairman)

22 Jan 2018



Nicola Coldman

22 Jan 2018

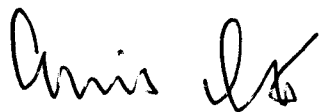
African Promise
Statement of Financial Activities
for the year ended 31 March 2017

	Unrestricted Funds 2017	Restricted Funds 2017	Total Funds 2017	Total Funds 2016
Notes	£	£	£	£
Incoming resources	2			
<i>Incoming resources from generated funds</i>				
Voluntary income	71,490	69,318	140,808	180,564
Trading activities	659	-	659	-
Other	177	-	177	-
Gift Aid & investment income	3,510	-	3,510	2,200
Total incoming resources	75,836	69,318	145,154	182,764
Resources expended	3			
Charitable activities	7,966	191,572	199,538	181,568
Cost of generating voluntary income	12,385	-	12,385	4,242
Governance & administration	6,688	-	6,688	442
Total resources expended	27,039	191,572	218,611	186,252
Net incoming resources before transfers	48,797	(122,254)	(73,457)	(3,488)
Transfers	(23,422)	23,422	-	-
Gains and (losses) on currency exchange	6			
	363	-	363	(724)
Net movement in funds	25,738	(98,832)	(73,094)	(4,212)
Total funds brought forward	9,469	138,957	148,426	152,638
Total funds carried forward	35,207	40,125	75,332	148,426

African Promise
Balance Sheet as at 31 March 2017

	Notes	Total Funds 2017	Total Funds 2016
		£	£
Fixed assets		-	-
Current assets			
Debtors	9	10,705	15,038
Cash at bank and in hand:			
CAF Bank Cafcash Account		58,179	118,970
Pounds sterling cash		48	48
Barclays Bank of Kenya account #1079831		3,850	9,881
Barclays Bank of Kenya account #1082433		931	1,650
Kenyan shillings in cash		1,619	2,839
Total current assets		75,332	148,426
Creditors: amounts falling due within one year		-	-
Net assets		75,332	148,426
 Funds of the Charity	 7		
Unrestricted 'free' funds		35,207	9,469
Restricted income funds		40,125	138,957
Total funds		75,332	148,426

The Accounts were approved by the trustees on
and signed on their behalf by :



Mr Christopher Ott

22 Jan 18

African Promise
Notes to the Accounts for the year ended 31 March 2017

1. Accounting Policies

The principal accounting policies are summarised below. They have been applied consistently throughout the period.

a Basis of accounting

The Accounts have been prepared under the historical cost convention, in accordance with applicable accounting standards and comply with the Statement of Recommended Practice 'Accounting and Reporting by Charities' issued in March 2005 (SORP 2005)

b Fund accounting

Unrestricted funds are available for use at the discretion of the Trustees in furtherance of the general objectives of the charity.

Restricted funds are subjected to restrictions on their expenditure imposed by the donor.

c Incoming resources

Income is recognised in the period in which the charity is entitled to receive it and when the income can be quantified with reasonable accuracy.

Grants are recognised when the charity becomes beneficially entitled to them. Investment income is included when receivable. Incoming resources from tax reclaims are included at the same time as the gift to which they relate.

d Outgoing resources

The cost of charitable activities includes costs incurred by the charity in carrying out its activities and services. It includes - costs directly attributed to those activities and a share of indirect costs necessary to support them.

Governance costs comprise the costs associated with meeting the constitutional and statutory requirements of the charity and include the costs of preparation and examination of statutory accounts.

All costs are allocated between the expenditure categories of the Statement of Financial Activities on a basis designed to reflect the use of the resource. Costs which relate specifically to a particular activity are allocated wholly and directly, others are apportioned between different activities on an appropriate basis.

e Foreign exchange

This includes any gain or loss arising on translating transactions carried out in Kenyan Shillings to GB Pounds and vice - versa. Transactions during the year are translated at an average exchange rate for the year and closing cash balances are translated at the year end exchange rate.

f Assets

Kenyan cash and bank balances are converted to GB Pounds using the exchange rate operative at the year end date.

2. Analysis of incoming resources

	Unrestricted Funds	Restricted Funds	Total Funds	Total Funds
	2017	2017	2017	2016
	£	£	£	£
Voluntary income				
Trusts & foundations	20,500	27,500	48,000	68,107
Individual giving	20,017	11,813	31,830	15,191
Corporate	20,344	-	20,344	60,000
Kids4Kenya	-	-	0	3,844
Supporter fundraising	3,271	20,005	23,276	12,013
Events	7,358	0	7,358	1,409
Charity partnerships	0	10,000	10,000	20,000
	<u>71,490</u>	<u>69,318</u>	<u>140,808</u>	<u>180,564</u>
Income from trading activities				
Merchandise sales	659	-	659	0
	<u>659</u>	<u>0</u>	<u>659</u>	<u>0</u>

African Promise
Notes to the Accounts for the year ended 31 March 2017

2. Analysis of incoming resources (cont.)	Unrestricted Funds 2017 £	Restricted Funds 2017 £	Total Funds 2017 £	Total Funds 2016 £
Other				
Returns	177	-	177	0
	<u>177</u>	<u>0</u>	<u>177</u>	<u>0</u>
Investment & Gift Aid income				
Gift Aid	3,442	-	3,442	1,965
Bank interest	68	-	68	235
	<u>3,510</u>	<u>0</u>	<u>3,510</u>	<u>2,200</u>

3. Analysis of resources expended	Charitable activities 2017 £	Fundraising costs 2017 £	Governance costs 2017 £	Total Funds 2017 £	Total Funds 2016 £
Project costs					
Infrastructure & construction projects					
Buildings & facilities	108,589	-	-	108,589	111,120
Sanitation and water projects	2,491	-	-	2,491	1,863
Landscaping & beautification	3,441	-	-	3,441	0
Utilities (electricity)	657	-	-	657	0
Other projects	115	-	-	115	0
Design & planning	660	-	-	660	997
Resources & learning					
Teacher salaries	11,780	-	-	11,780	8,446
Furniture	5,685	-	-	5,685	8,154
Textbooks & educational resources	6,311	-	-	6,311	0
Educational activities	2,896	-	-	2,896	2,870
Other	18	-	-	18	0
Pupil well-being & welfare					
Feeding programme	37,576	-	-	37,576	36,898
Emergency water supplies	1,563	-	-	1,563	0
Support costs					
Staff costs (salaries, consultancy fees, training & support)	10,571	-	-	10,571	4,557
Travel, transport & accommodation	3,125	-	-	3,125	4,663
Office costs (rent, comms, stationery)	1,229	-	-	1,229	1,159
Motorbike & vehicle costs (fuel, insurance, maintenance)	2,730	-	-	2,730	606
Meetings & ceremonies	21	-	-	21	100
Miscellaneous	80	-	-	80	135
Costs of generating voluntary income					
Staff costs (salaries, consultancy fees, training & support)	-	5,596	-	5,596	767
Office costs (comms, stationery)	-	445	-	445	555
Travel, transport & accommodation	-	1,753	-	1,753	98
Services (JustGiving, Mailchimp fees)	-	309	-	309	297
Materials (Annual Report, leaflets etc)	-	458	-	458	648
Challenge events (event places, branded tops)	-	1,493	-	1,493	1,624
Events	-	1,813	-	1,813	0
Merchandise	-	283	-	283	0
Advertising & website (social media, web hosting/domain)	-	235	-	235	253

African Promise
Notes to the Accounts for the year ended 31 March 2017

3. Analysis of resources expended (cont.)	Charitable activities 2017 £	Fundraising costs 2017 £	Governance costs 2017 £	Total Funds 2017 £	Total Funds 2016 £
Governance & Administration					
Staff costs (consultancy fees, training & support)	-	-	2640	2,640	24
Regulatory	-	-	103	103	120
Bank charges	-	-	345	345	265
Other (solicitors fees)	-	-	3,600	3,600	33
	<u>199,538</u>	<u>12,385</u>	<u>6,688</u>	<u>218,611</u>	<u>186,252</u>

4. Support costs

Staff salaries are allocated 100% towards charitable activity for Kenya staff and 40% charitable activity, 40% fundraising and 20% governance for our Director's consultancy fees. Likewise all office costs incurred in Kenya are allocated 100% towards charitable activity. Office costs incurred in the UK are allocated between charitable activities (80%) and fundraising (20%).

Trustees expenses

The trustees did not take any expenses in the year.

Fees for examination of the accounts

The independent examiner is making no charge for his examination.

5. Taxation

The charity is exempt from corporation tax on its charitable activities.

6 Gains and losses on currency exchange	2017 £	2016 £
Opening cash and bank balances translated at closing rate for the previous year Kenyan shillings 2,095,692.71 @ 145.83	14,370	4,542
Income less expenditure for the year translated at average rate for the year Kenyan shillings (1,268,882.40) @ 152.29	(8,332)	10,552
Closing cash and bank balances translated at closing rate for the year Kenyan shillings 826,760.30 @ 129.17	(6,401)	(14,370)
	<u>(363)</u>	<u>724</u>

African Promise
Notes to the Accounts for the year ended 31 March 2017

7. Movement in funds

	Balance at 1 April '16 £	Incoming resources £	Transfers £	Outgoing resources £	Gains on currency £	Balance at 31 Mar '17 £
Restricted Funds						
Ngambenyi	36,897	10,000	2,712	49,609	0	0
Project & programme management	281	0	18,199	17,778	0	702
Baskets4Bread	6,780	19,833	(4,256)	21,041	0	1,316
Feeding programme	24,039	24,395	2,700	37,576	0	13,558
BigGive Christmas Challenge 2013	11,688	0	(11,688)	0	0	0
Kisimenyi Phase II	23,626	0	13,510	37,136	0	0
Bungule Primary School	106	0	(106)	0	0	0
Textbooks	0	0	3,738	3,738	0	0
Makwasinyi kitchen	2,000	0	5,000	10	0	6,990
Markyate School donation	9	0	(9)	0	0	0
Teacher salaries	7,807	8,042	1,195	11,780	0	5,264
Furniture	15	0	2,059	2,073	0	0
Rukanga nursery	5,710	0	149	5,859	0	0
Makwasinyi nursery	0	0	918	918	0	0
Aspect Capital	20,000	0	(10,000)	0	0	10,000
Toilets4All	0	59	0	0	0	59
Water	0	6,990	(699)	4,054	0	2,237
	138,957	69,319	23,421	191,572	0	40,125
Unrestricted funds						
Carol Service	0	7,358	(5,545)	1,813	0	0
General funds	9,469	68,477	(17,876)	25,226	363	35,207
	9,469	75,835	(23,421)	27,039	363	35,207
	148,426	145,154	0	218,611	363	75,332

8. Details of restricted funds

Ngambenyi

We are partnering with Hazel's Footprints Trust to undertake a major project at Ngambenyi. They donated £10,000 in the year to add to the £100,000 that they donated in 2015/16 & 2014/15. The project was completed and the fund closed by the year end.

Feeding programme

Income to this fund in the year included restricted donations from the Herrod Foundation (£7,500), the Ferguson Trust (£10,000), the Souter Charitable Trust (£5,000), donations received via GlobalGiving and also proceeds of our drought appeal.

Big Give Christmas Challenge 2013

This fund contains proceeds from the BigGive Christmas Challenge 2013 which were raised to fund construction of a staff house. The funds were transferred to the Kisimenyi Phase II fund to meet the costs of building a staff house at the school.

Baskets4Bread (formerly Kiteghe Primary School fund)

Proceeds of the fundraising by our ambassador Suzanne Payne through her initiative Baskets4Bread continue to be paid into this fund to meet the costs of projects at Kiteghe Primary School. Transfers were made in the year to the feeding programme fund (£2,620) and teacher salaries fund (£1,195) as contributions to the costs of the feeding programme and of funding teacher salaries at the school.

Makwasinyi kitchen

The opening balance of this fund included a donation of £2,000 received in 2015/16 from the Open Gate Trust which was restricted to this project. We transferred a further £5,000 from the unrestricted fund to make up the balance of the cost of the works.

African Promise
Notes to the Accounts for the year ended 31 March 2017

8. Details of restricted funds (cont.)

Teacher salaries

Incoming resources to this fund in the year included proceeds from the BigGive Christmas Challenge 2016 which were restricted to the teacher salary programme.

Rukanga nursery

The opening balance of this fund included a donation of £1,000 received in 2015/16 from the W F Southall Trust which was restricted to this project.

Water

The income to this fund represents the proceeds of our public emergency water fundraising appeal and a Trust donation of £5,000.

Aspect Capital

The fund contained a £20,000 donation from Aspect received in 2015/16. In the year, with permission from the donor we transferred £10,000 to the unrestricted fund, with the remaining £10,000 yet to be allocated.

Carol service

Income and expenditure related to our Carol Service was credited to this fund and once all had been accounted for, the balance was transferred to the unrestricted fund.

9. Debtors and Prepayments

	Amounts falling due within one year	
	2017	2016
	£	£
Ebury Partners forward contract deposit	10,705	15,000
Gift Aid tax reclaims due		38
	10,705	15,038

f

African Promise
Independent examiner's report to the Trustees of African Promise

I report on the accounts of the Trust for the year ended 31 March 2017, which are set out on pages 1 to 17.

Respective responsibilities of trustees and examiner

The charity's trustees are responsible for the preparation of the accounts. The charity's trustees consider that an audit is not required for this year under section 144 of the Charities Act 2011 (the Charities Act) and that an independent examination is needed.

It is my responsibility to:

- examine the accounts under section 145 of the Charities Act;
- to follow the procedures laid down in the general Directions given by the Charity Commission under section 145(5)(b) of the Charities Act; and
- to state whether particular matters have come to my attention.

Basis of independent examiner's report

My examination was carried out in accordance with the general Directions given by the Charity Commission. An examination includes a review of the accounting records kept by the charity and a comparison of the accounts presented with those records. It also includes consideration of any unusual items or disclosures in the accounts, and seeking explanations from the trustees concerning any such matters. The procedures undertaken do not provide all the evidence that would be required in an audit and consequently no opinion is given as to whether the accounts present a 'true and fair view' and the report is limited to those matters set out in the statement below.

Independent examiner's statement


In connection with my examination, no matter has come to my attention:

(1) Which gives me reasonable cause to believe that in any material respect the requirements:

- to keep accounting records in accordance with section 130 of the Charities Act; and
- to prepare accounts which accord with the accounting records and comply with the accounting requirements of the Charities Act

have not been met; or

(2) to which, in my opinion, attention should be drawn in order to enable a proper understanding of the accounts to be reached.



John Southworth FCA
Independent Examiner
Southworth and Co Ltd Chartered Accountants
Four Elms
Edenbridge
Kent
TN8 6NE

Date: 22/1/2018